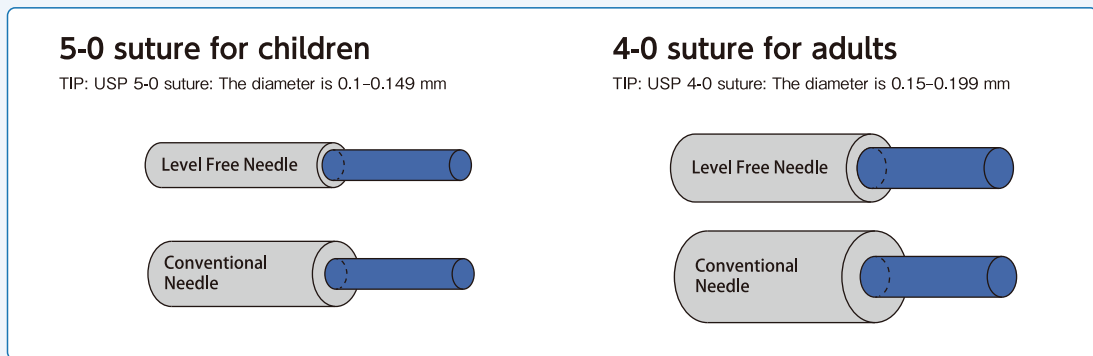


ASFLEX LEVEL FREE NEEDLE

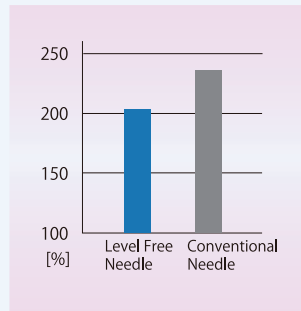
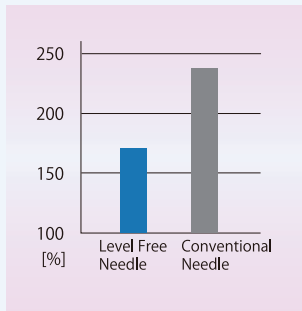
Polyvinylidene-Fluoride Synthetic Non-absorbable Suture

Join the Needle Close to the Thickness of the Thread without Change the Thickness of the Thread. The Level at the Swaged End was Made Smaller, and Feels Almost Flat.

Comparing the Level at the Needle-Suture Swaged End

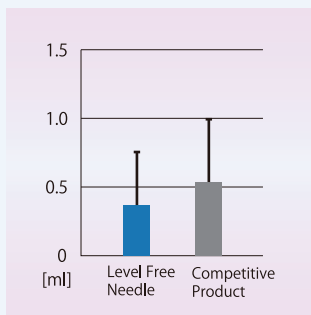


Needle-to-Suture Ratio

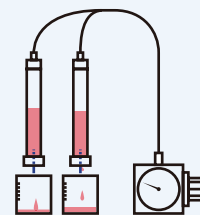
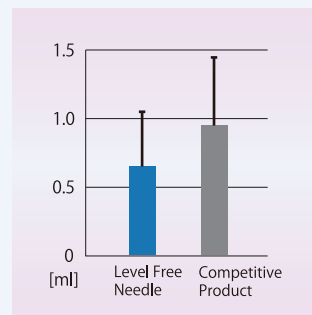


Leak Test

5-0 suture for children



4-0 suture for adults










Method

Penetrate a resin sheet (thickness, 0.3 mm) with the needle, with the suture placed through the sheet. Seal a glass tube with this sheet and place a liquid in it. Apply pressure in the tube and measure the amount of liquid that leaks out within a fixed period of time.

LEVEL FREE NEEDLE TAPER POINT



| Needle Size | Quantity | Color | Suture Length | U.S.P. | | | | | |
|--|------------------|-------|----------------|--------|----------|----------|----------|----------|-----|
| | | | | 7-0 | 6-0 | 5-0 | 4-0 | 3-0 | 2-0 |
| PLF 3/8 Circle | | | | | | | | | |
|  PLF-8mm Double arm | 1pc/pkg × 30 | Blue | 60cm (24in) | | APLF716 | | | | |
|  PLF-9mm Double arm | 4pcs/pkg × 10 | Blue | 60cm (24in) | | | APLF875S | | | |
|  PLF-11mm Double arm | 1pc/pkg × 30 | Blue | 75cm (30in) | | APLF526 | | | | |
| | 4pcs/pkg × 10 | Blue | 75cm (30in) | | APLF526S | APLF705S | | | |
|  PLF-13mm Double arm | 1pc/pkg × 30 | Blue | 45cm (18in) | | | APLF505 | | | |
| | | | 60cm (24in) | | | APLF525 | | | |
| | | | 75cm (30in) | | | APLF504 | | | |
| | 4pcs/pkg × 10 | Blue | 75cm (30in) | | | APLF515S | | | |
| RLF 1/2 Circle | | | | | | | | | |
|  RLF-9mm Double arm | 1pc/pkg × 30 | Blue | 75cm (30in) | | ARLF506 | | | | |
|  RLF-17mm Double arm | 1pc/pkg × 30 | Blue | 90cm (36in) | | | | ARLF503 | | |
|  RLF-22mm Double arm | 4pcs/pkg × 10 | Blue | 90cm (36in) | | | | ARLF564S | ARLF533S | |